

The new CO2 laser generation.

Professional solutions for diverse industries.



Main specifications



Dimensions (W x L x H)

1450 x 1960 x 1100 mm

Weight (KG)

Approx. 445 kg




Power Supply

AC 240v 50/60Hz

Laser Type

CO2 laser tube

- Working area: up to 1300 x 900 mm
- Isolated work area, both from the laser compartment and the electrical panel, and from other components.
- Automatic cooling system
- Smoke extraction with automatic activation and deactivation.
- Independent dual air pressure system with automatic activation and deactivation.
- Positioning auxiliary pointer
- Automatic focus height adjustment (autofocus)
- Height-adjustable table: up to 230 mm
- Removable blades
- Honeycomb table
- Double objects/waste collector drawer: total area of 1600 x 1000 mm.
- Minimum font-size: 2 x 2 mm
- Maximum speed: 1200 mm/sec.
- Low-noise, high-speed hybrid servo motors (greater efficiency in cutting and engraving jobs).
- Lockable access sensors on all doors
- Laser software: customized RDWorks V8 (user-friendly)



Optional specifications

- Other CO2 laser tube powers available
- CO2 RF laser with different powers
- 2 and 4 inch lenses
- Rotary Device
- Air Purifier
- CCD
- Software Lightburn